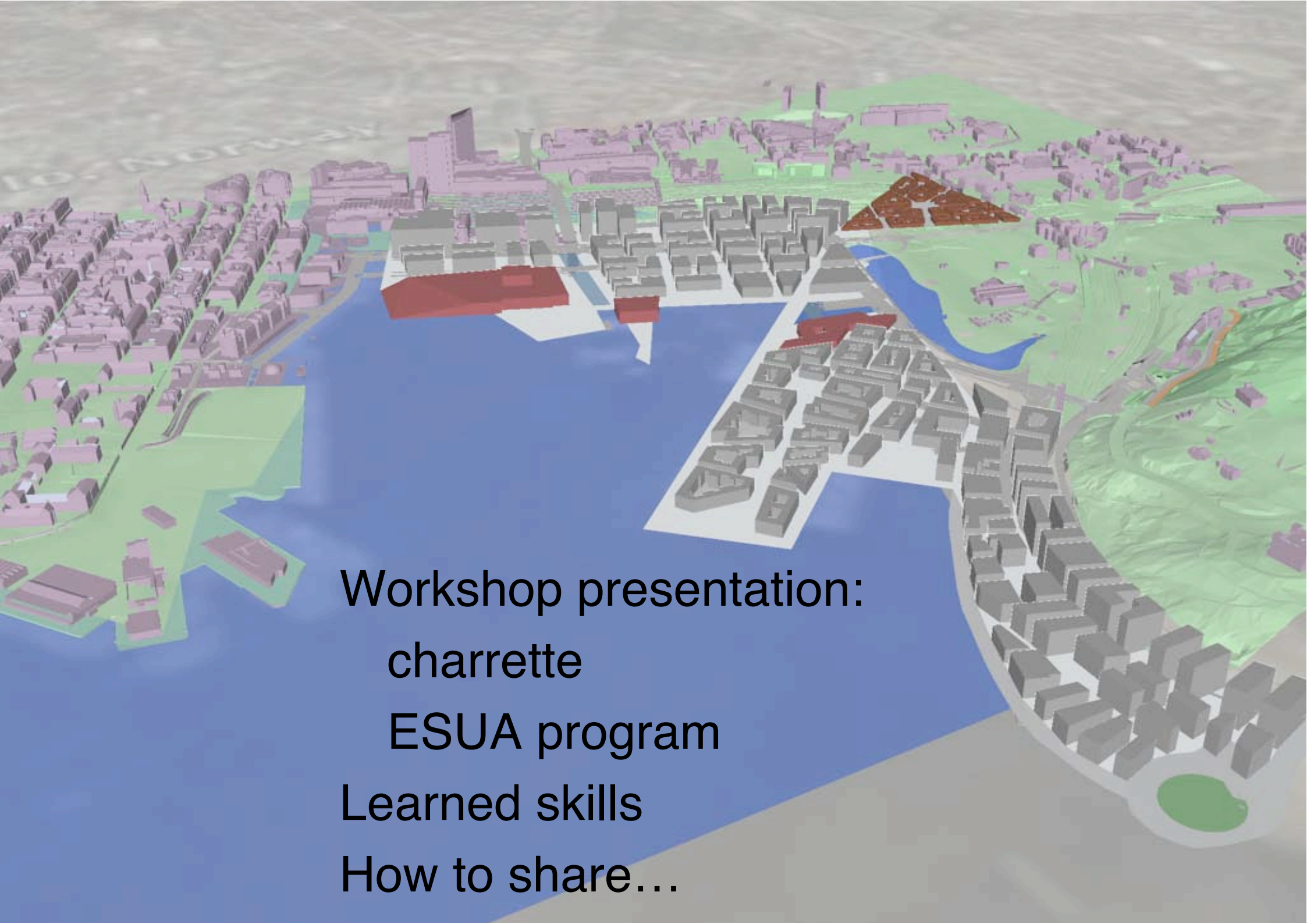


# OSLO WORKSHOP: student's report





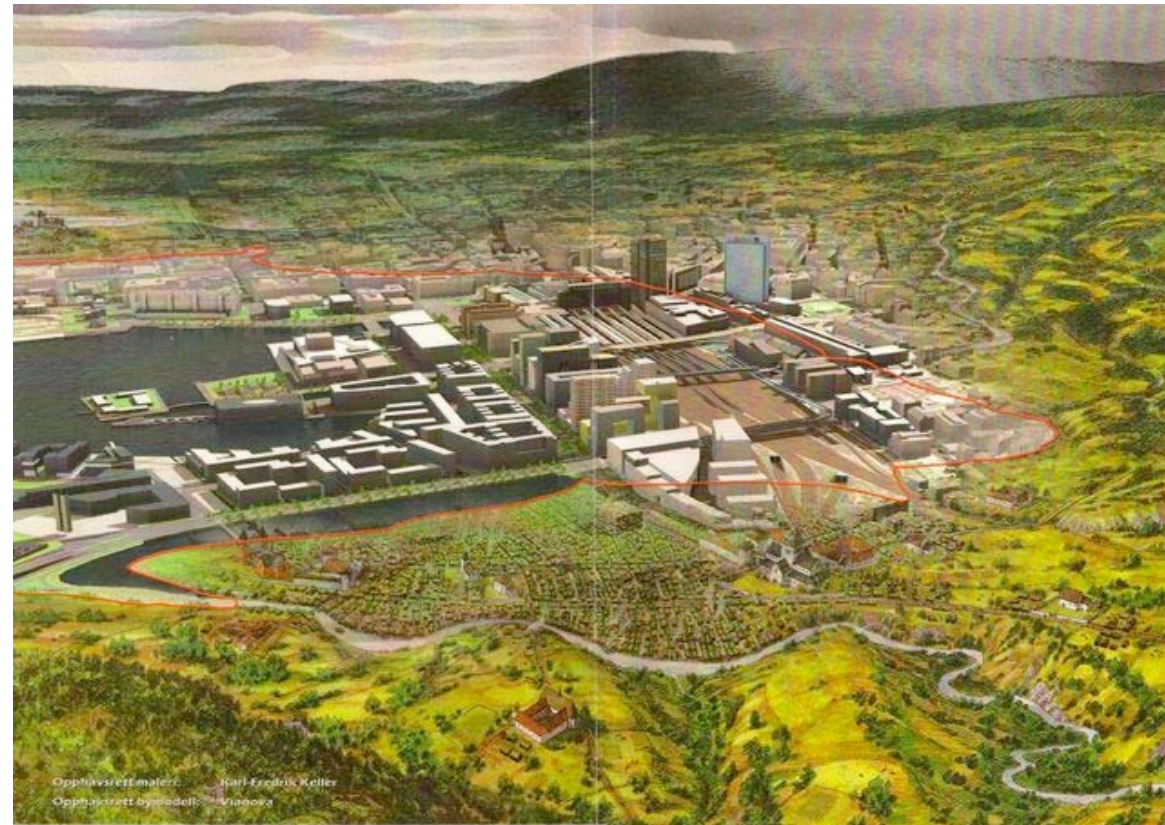
Workshop presentation:  
charrette  
ESUA program  
Learned skills  
How to share...



# Workshop presentation

The Oslo workshop was the third one, after Bari and Bran, in the process of creating a curriculum for the ESUA program. It took place between the 20th and the 26th of January 2008.

The purpose was to gather foreign students to participate in the charrette regarding the Bjorvika harbour development and to give feedback and discuss, in a brainstorming session, the establishment of the ESUA future school program.

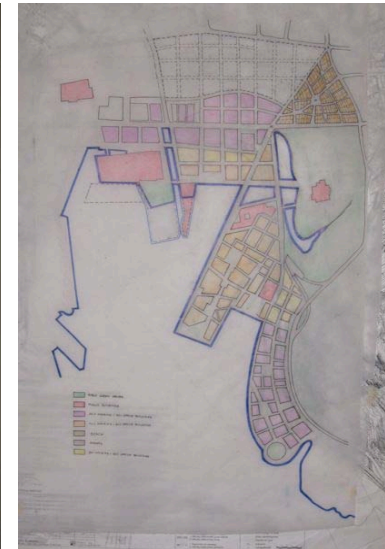
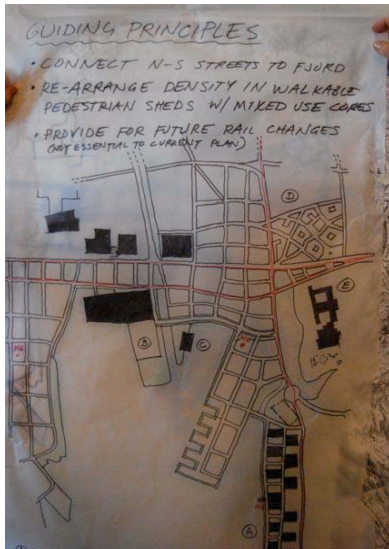


The students were:

Gabi Nicoara , Bogdan Isopescu, Clara Piscoi , Alexandra Spiridon, Sergiu Sabau, Marko Brasovan, Paul Valeanu, Pierre Bortnowski

# The charrette:

The charrette proceeded alongside the official proposal for an out-of-the-box opinion about the Bjorvika harbour development and also as an educational process for us to get acquainted with how planning should be done and how a charrette is done at this level.



cf. presentare  
charrette



# ESUA program

After the charrette, we were involved in the elaboration of the parameters for the future European School of Urbanism and Architecture.

The idea was to build upon the work and feedback gathered from the past three workshops and to set the guidelines for future activities of the program.



cf. curriculum, as proposed in Oslo

# INPUT

PRESENTATION  
CHARRETTE (ARNE)

VISITE QUARTIERS  
PERI-URBAINS (KLAUS)

VISITE VILLE HIST.  
ET SITE PROJET

DONTRE PROJET (ARNE)

AHA PROJECT (RIVER EXPERT)

HISTORICAL SITUATION  
(HISTORIAN)

BARCODE PROPOSITION  
(LOCAL AUTHORITIES)

TRANSPORT NETWORK (EXPERTS)

NEW URBANISM  
(MICHAEL MEHAFFY)

ECOLOGIE  
(FREDERICA MILLER)

SUSTAINABILITY  
(CHRIS BUTTERS)

CLIMATE CHANGE &  
URBAN DESIGN  
(MICHAEL MEHAFFY)

TOOLS FOR STRUCTURING  
CONNECTED URBAN SYSTEMS  
(MICHAEL MEHAFFY)

AN URBANISM EXAMPLE  
(ANDERS SORDERLIND)

VISITA MUSEUL  
SATULUI NORVEGIEN

PUBLIC MEETING

Mo

Tu

We

Th

Fr

Sa

Su

1ERES IMPRESSIONS

DISCUSSIONS

WORK IN SMALL GROUPS,  
FIRST SKETCHES OF IN-  
DIVIDUAL PROPOSITIONS  
AND TRY OF MERGING.

WHITE NIGHT:  
LOOKING FOR AN  
ALTERNATIVE AND  
MORE INDIVIDUAL  
PROPOSITION

WORK ON TWO PROPO-  
SITIONS, COMPARISON  
WITH CHARRETTE PRO-  
GRESSION, MERGING

MERGING,  
MERGING,  
MERGING!

PREPARATION OF  
THE PRESENTATION

PRESENTATION

# OUTPUT

The charrette has a core concept: Input and Output. Input gives you tools to create a good Output.



# Practical skills



-learning about the charrette, an input/output process. A charrette is a quick process, involving visits, collecting feedback from experts' lectures, community and local stakeholders (input) and merging the information into one complete solution to the problem the charrette was called in to solve (output).

-teamworking: the optimal use of peoples skills



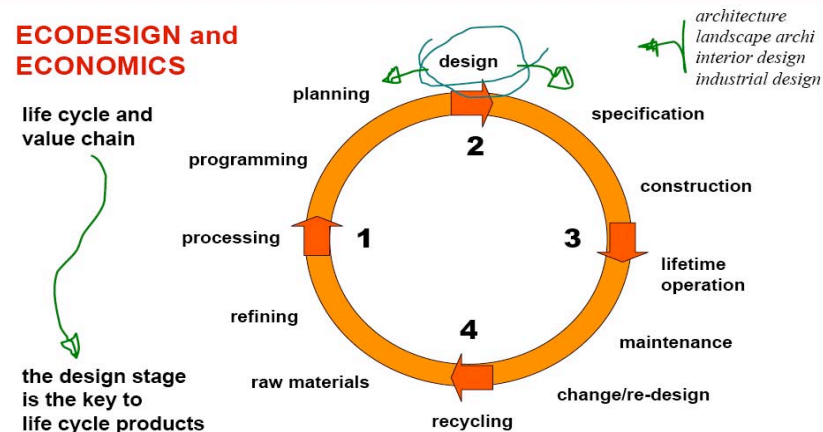
-understanding the existing context (social environment, economical pressure of the developers, environmental factors, needs of the local people, logistical networks, relationship between built and empty spaces, and so on...)

-drawing the proposals of urban spaces for the use of the community following one urban theory (New Urbanism) and using a drawing language quick to do and easy to understand without losing important information.



ISS, University of Oslo: **Energy Planning and Sustainable Development**

### ECODESIGN and ECONOMICS



-about sustainability:

-for each building, we found out how to use sustainable technologies both for construction and subsequent use of the building (processing, design, lifetime operation and recycling).

-for the city as a whole, creating communities that are involved in making their activities friendly to the environment and cost effective.

Arnsteins Ladder, non participation of the citizens, degrees of tokenism, real citizen power.

Chris Butters

GAIA International Consultants



-merging the different solutions into one

**Conclusion:**

**A good urbanist should be a specialised generalist**





# How to share...

The knowledge we acquired during the workshop seems enormous to us. It has been an unique experience to participate in such a big scale (and real) project. Since then, we have been preparing an exhibition to present to our colleagues what we have learned. In parallel, we shared tools and concepts we were taught of, such as the sustainability value measuring tool or the SWOT analysis. Of course, nothing can replace experience! That is what the ESUA project is all about.

